



NEW Products

**SEE THE LATEST
MARINE INNOVATIONS**



**CONTACT YOUR HAIMES COLEMAN GROUP
SALES REPRESENTATIVE FOR PRICING
AND AVAILABILITY ON ANY OF THE
PRODUCTS LISTED IN THIS BROCHURE**

OEM PRODUCTS

These manufacturing partners offer the latest technologies with award winning high quality standards and customer service.



MOBILE TECH TOUR is coming to a city near you, contact us to schedule a presentation

**HAIMES COLEMAN GROUP
1671 NW 144TH TERR STE 102
SUNRISE, FL 33323**

**954.845.0411 MAIN OFFICE
REPS@HAIMESCOLEMANGRP.COM E-MAIL
HAIMESCOLEMANGRP.COM**

MARINE SWITCH - BARANTECH PIEZO TECHNOLOGY

100% Sealed for waterproof use, one piece metal construction provides weather resistance

- Push button switch function or on/off (Toggle) function
- True Touch-Metal, operable with gloves, tools and bare hands
- Solid state contact with no moving parts
- Front of the switch has tri-color RGB illumination
- Interchangeable relays; snap on lock mechanism with pin guides allow mounting of required relay for the specific function
- Submersible IP68 rated



EVERSWITCH'S PIEZO TOUCH ASSEMBLY

Enhanced Touch activated - operation by hand, foot, gloves or tools with switching functions - momentary, toggle, continuous, timer and programmable

- No moving parts - completely sealed
- Front glass, aluminum Housing
- Weatherproof - operation unaffected by water, ice, humidity, etc.
- Temperature ratings from -20°C to +75°C
- Rated at thousands more activations than mechanical assemblies
- Dual power supply input to a single 10A relay for main and back-up battery
- Integrated relay 10A x 10 relays
- Optional SmartSwitch technology - self-diagnostic, WiFi, Bluetooth and IoT capabilities
- LED illumination in RGB color selection
- Force required for switch operation: 1-6N



BL8 BOAT LIFTS

Maintains strength at full vertical extension, each "beast" lifts up to SWL 8,000 lb

- A full system of 4, lifts a boat up to 32,000 lbs
- BL8 features hydraulic power for smooth and easy operation
- BL8AIR allows 1 person to operate multiple lifts at once with optional standard manifold; air hose is included
- Entire lifting range (full capacity) 18" to 64"
- Horizontal extension capacity 10": 8000 lbs; 14" 6000 lbs; 18" 4000 lbs
- Adjustable base/arm with 2 arm positions, features "no-flat tires"

BL8 HYDRAULIC



BL8AIR
AIR-POWERED



Sonar features Chroma Cool™

Chroma Cool technology keeps fabrics 30°F cooler than other coated fabrics

- Created for marine and outdoor applications
- After 36 minutes of sun exposure Enduralex Sonar's Cool Black with ChromaCool keeps fabrics almost 30°F cooler than standard black and/or other reflective black vinyl
- Includes revolutionary Forbid™ technology, stain resistant, easy to clean, color fast
- Available in 8 colors: Sea Foam, Drift-wood, French Roast, Teak Deck, Morning Fog, Shadow, Caviar and Black

ENDURATEX™



Sonar with ChromaCool & Forbid



SOLAR PANELS SYSTEMS

From portable panels to solar charge controllers, the future of electrical systems is here

- 100 W Slim Solar Panel, 14 lbs., 59"L x 13.8"W x 1.2"H
- 120 W Portable Solar Panel, 11.35 lbs., 21.25"L x 30.5"W x 2"H
- 200 W Solar Panel, 24 lbs., 59"L x 13.8"W x 1.2"H
- 10 A MPPT Solar Charge Controller, 130 W (12V) Max. PV input power
- 30 A MPPT Solar Charge Controller, 400 W (12V) & 800 W (24V) Max. PV input power
- 50 A MPPT Solar Charge Controller, 660 W (12V) & 1320 W (24V) Max. PV input power
- 85 A MPPT Solar Charge Controller, 1100 W (12V) & 2200 W (24V) Max. PV input power



EX-SP-100W



EX-SP-200W



EX-SP-120W



EX-10ASC



EX-30ASC



EX-50ASC



EX-85ASC

PREMIUM LITHIUM BATTERIES DESIGNED AND ENGINEERED IN THE U.S.

Providing 10x the life cycle with 3x faster recovery, and is 50% lighter with 3x the energy density

- Structural no-shift construction, reinforced fiberglass infused ABS, and solid mechanical connections
- Available in Group 24: 60 Ah, 80 Ah, and 95 Ah
- Available in Group 27: 100 Ah and 120 Ah
- Available in Extreme Density 360: 360 Ah
- Available in multiple mounting configurations



EXTREME DENSITY 360



GROUP 27



GROUP 24

E-VALVE ELECTRIC VALVE

A patented system that removes the hassle from "exercising" seacocks, providing safety and convenience never before possible

- Features motorized (12V or 24V) valve operations making it easier to operate hard to reach valves
- Manual valve operation failsafe in case power is lost
- Automatic operation feature prevents engine flooding
- NMEA2000 ready
- 3 Variations available:

Basic E-Valve:

- Features FBVE E-Valve and push button control, to be mounted on a remote area for ease of operation
- Available in 12V or 24V, from sizes of 3/4" to 5" Thread Bottom NPS & Top NPT

FBVEA-Series Automatic E-Valve:

- Features FBVE E-Valve, control module
- When the Automatic E-Valve senses voltage from the generator, it immediately opens the valve
- If the equipment is running, E-Valve will not allow the valve to be closed; re-opening it immediately
- When the equipment is turned off, E-Valve will automatically close, no operator effort is necessary
- Available in 12V or 24V, from sizes of 3/4" to 3" Thread Bottom NPS & Top NPT

N2K/G-Gate E-Valve:

- HTML5 and Ethernet capability
- N2K backbone
- LCD-5 touch screen display available or use your own
- Operate multiple E-Valves, preset many automatic equipment variable controls
- Monitor status of all valves on entire boat on easy to navigate interface with color coding and customizable views of each valve
- Available in 12V or 24V, from sizes of 3/4" to 3" Thread Bottom NPS & Top NPT



Basic E-Valve Features



Control Module



Push Button Control

FBVEA-Series Automatic E-Valve Features

Control Module



N2K G-Gate E-Valve Features



Control Module



G Gate



TELESCOOP

Customizable High Speed Transom Pick-Up

- TeleScoop fastens to the transom so the edge of the scoop is at the transom-hull intersection
- Customizable lengths of 3.5 to 7.5"
- Made from polished #316 Stainless Steel
- Thru-hull sizes of 3/4", 1", 1-1/2", and 2"
- Accommodates transom thickness up to 5-1/2"



P/N TEL750
P/N TEL1000
P/N TEL1500
P/N TEL2000

CARTRIDGE SUBMERSIBLE BILGE PUMPS

Most efficient and highest flow in GPH capacity category. **First and only cartridge motor pump with quick-disconnect harness connection requiring no cutting or splicing of wires.**

- Available in 500 GPH and 800 GPH in 12 Volt
- Soon avail. 1100 GPH and 1300 GPH in 12 Volt (Q2-Q3 2023)
- High flow impeller design
- Easiest and quickest cartridge motor change or capacity upgrade (interchangeable motor cartridge)
- Corrosion resistant and extended life
- Straight or 90-degree Dura Port Discharge Ports

500 GPH P/N 10-13626-01
800 GPH P/N 10-13626-05



Cartridge Motor 500 GPH P/N 09-36336-01
Cartridge Motor 800 GPH P/N 09-36336-06

AERATION PUMP

360-Degree directional discharge port for flexible aeration intake installation.

- Configurable intake for horizontal and vertical pump installations
- Dual-port intake for installations supporting the ability to have one transom thru-hull port for multiple livewell/baitwell and Wash Down pump configurations



(Q2-Q3 2023)

Aqua Jet Wash Down Pump

Higher PSI for Motor Size: 70 PSI

- The smooth vibration free, quiet, heavy duty designed five chamber diaphragm provides powerful operation
- Quick disconnect fittings
- Hose, NPT, and BPS connections included
- Check valve prevents pump from overheat failure
- Integrated pressure switch AUTO ON/OFF as spray nozzle is opened or closed
- Self priming
- Assembled in the USA
- Available in 2.9 GPM, 3.5 GPM, 5.2 GPM in 12 and 24 V



P/N 426516-1



P/N 426516-1

Kits available in 3.5 GPM in 12V and 24V, 5.2 GPM in 12V

- Includes:
- Inlet strainer
 - Spray pistol
 - Hose and connectors
 - Barb port fitting
 - Panel switch


INTERIOR/EXTERIOR CARPETS

Industry's best trailer bunk carpeting and woven vinyl fabrics with a variety of backings available

- Daystar - Eco Marine Trailer Bunk offers long lasting durability and wear, available in a variety of colors
- Woven Vinyl Fabrics lead the industry in durability and performance
- Exclusive backings that offer a variety of cushion and thickness to meet the range of needs
- Engineered to be weather and stain resistant
- Many design combinations i.e. pattern, color and backings
- Customizable fabric available to meet your specific needs



Daystar - Eco Marine Trailer Bunk



Dura Foam 1 Element and Textures

ADJUSTABLE SUN SHADE

Easy to set up, mounts to soft, Bimini, pontoon and hard tops

- Shade attaches to existing hard (soft mount kit avail.) top with mounting hooks, easy-to-attach straps, the support poles install into your rod holders gimbal connection
- Universal sizes available: SUN48, SUN77.5, SUN130.5
- Premium fabric blocks 98% of UV rays, does not absorb water, and has a 10 year warranty
- Stainless steel support poles measure 72" in overall height and adjust independently, providing easy customization
- Storage bag stows easy to fold shade, poles and accessories



TRUE PARALLEL SEAT SLIDES

Peerless Marine's seat slides were designed to provide racking and jam free functionality

- Patent pending design maintains slide mechanisms in true parallel for smooth functionality
- Polished 316 stainless steel hardware
- 5 Unique Peerless extrusions
- Non-flat surface mounting
- ASTM standard 500 hour salt spray tested
- Positive lock tolerances
- Available in 13", 20" and 30"



PEERLESS MARINE SEATS
BETTER • STRONGER • PEERLESS



Impulse Marine Jack Plates

The Voltix Series is the first major Jack Plate to be ALL ELECTRIC.

- Available in 6", 8", 10", and 12" setbacks
- Colors available are white Cerakote or a high-gloss black anodize finish
- Built on a modular setback design (patent pending) which eliminates the need for spacer brackets
- Easy to install
- The actuator has a built-in manual override
- Trailer tow setting
- Features the revolutionary wireless 2-3/4" remote combining a digital gauge with control functions including memory buttons

Black Anodize finish



White Cerakote finish



Wireless Remote Digital Gauge

JBL CLUB MARINE SERIES SPEAKERS AND SUBS

Chameleon functionality- many sizes avail. and interchangeable color grilles with JBL sound quality

- Multiple sizes available: 6.5" and 8" speakers; 10" and 12" subwoofers
- Gloss white and satin grey twist lock grilles provided for easy color change
- Bridge mounted silk dome tweeters and polypropylene speakers cones provided enhanced sound
- RGB LED lighting
- IPx5 marine rated



6.5" JBLMARSPKCB62AM
8" JBLMARSPKCB82AM



10" JBLMARSPKCB102AM
12" JBLMARSPKCB122AM

JBL WAKE SERIES SOURCE UNIT

AM/FM/Weather band tuner sophisticated glass dash design with a color screen in a compact form

- Designed for easy operation with 4" color LCD display
- Built-in amplifier (20 watts RMS/55peak x 4 channels)
- Bluetooth 5.0 built in
- IPX7-rated watertight; UV resistant front panel
- NMEA 2000-ready
- Rear AUX and USB ports; 2 channel preamp outputs
- Wired to work with select Infinity or Millenia remotes





LED COURTESY/LOCKER LIGHT- SURFACE MOUNTED

Available with daylight white or blue hues.

- Polycarbonate Housing
- 2-Wire Connection
- 0.2W 2835 LED
- Daylight White 4500K

4" x 6" Daylight White 73 Lumens, 12VDC, 1.2W
4" x 6" Blue 14 Lumens, 12VDC, 1.2W



P/N 41640
P/N 41641

8" x 15" Daylight White 176 Lumens, 12VDC, 3W
8" x 15" Blue 23 Lumens, 12VDC, 3W



P/N 41644
P/N 41645

TOUCH SWITCH LOCKER LIGHTS

A must on every boat, these lights can withstand the harshest marine environments.

- Surface Mounted LEDs
- 10-30 V - W
- 0.03 Amp
- 6 x LEDs
- 4" W x 13/16" H x 1/2" D

White, Lumen
316 Stainless Steel Trim, Lumen



P/N 41740P
P/N 41741P

STAINLESS STEEL TABLE PEDESTAL

One of a kind DC electric pedestal.

- Oval wide body tubular shape provides support to handle larger sized tables without unwanted movement
- Manufactured using 316L stainless steel with a beautifully finished high luster
- Anyone can raise and lower tables with the push of a button within 20 seconds your table will telescope from a coffee table to a dining height (14.5"-27.5")
- Other than a drain connection (exterior installations) and the power cable, the pedestal base does not protrude through the deck



12V P/N 40400
24V P/N 40401

DOLPHIN BATTERY CHARGERS: PROLITE SERIES

The NEW PROLITE 12v 15Amp and 25Amp chargers are smaller, lighter, more efficient than anything on the market and boast the latest technology.

- Works with any battery technology on the market
- Automatically senses and distributes 100% of available charging amps to any one bank or combination of all banks
- Waterproof, 40% smaller, and 50% lighter
- Designed and manufactured with the latest components to be more efficient and reliable
- Connectivity with standard Bluetooth interface
- The Dolphin Connect App (iOS and Android) will allow you to monitor and control your charger from your mobile device



P/N 99215 12V - 15A
P/N 99225 12V - 25A

DOLPHIN BATTERY CHARGERS: PREMIUM SERIES

Plug and play battery charger.

- Easy wiring and connections thanks to the Winsta (Wago) and Phoenix contact connectors
- 4 Charging programs including one for lithium-ion-iron-phosphate with integrated BMS
- Digital management with up to date microcontroller
- 3 Completely isolated battery outputs
- Night mode: silent - without fan (12V-40A & 24V-20A only)
- Touchview Controller connection (12V-60A, 24V-30A only)
- Official Seakeeper battery charger



P/N 99030 12V - 40A
P/N 99050 12V - 60A

P/N 99040 24V - 20A
P/N 99041 24V - 30A

DOLPHIN BATTERY CHARGERS: PRO SERIES

Available with either Integrated Control Panel:

- Pro Chargers: LED display
- Pro-Touch Chargers: Integrated RGB Touchview
- 9 Charging programs (including 2 winterizing and 1 power supply) depending on battery type, makes this charger suitable for all charging needs 2-Wire Connection
- Using built-in CAN BUS J1939 interface, the Dolphin Pro can be connected to any monitoring system Daylight White 4500K
- A front cover allowing easy access to the charge selector and wiring connections (4 solid 5/16" terminals for the battery outputs)



Pro Chargers
P/N 99501 12V - 90A
Pro-Touch Chargers
P/N 99510 12V - 90A

LED UNDERMOUNT LIGHT BARS

These sleek light bars provides wider spread, longer vision, intense beam.

- Large 10" L LED Undermount Light Bar has 45° tilt and Osram LEDs provides 3,200 lumens @ 40W, 2A, 9-32V
- Small 5" L LED Undermount Light Bar has 45° tilt and Osram LEDs provides 1,200 lumens @ 15W, .9A, 9-32V
- Constructed of powder coated die cast aluminum with a durable polycarbonate lens.



P/N 405364-3



P/N 405360-3

LED ROUND MIRROR LIGHT WITH DIMMER

Built-in center button allows a simple touch to switch between on/dim/off.

- 3000K, 18 Osram LEDs, 300 lumens @ 3W. Works with 12V and 24V systems
- Includes three #6 FH fasteners and white hole plugs
- Touch the center button to switch between white/blue/off, continue to touch button to activate the dimmer



P/N 401835-3

MINI COMPACT HORNS

Features a prewired, sealed sound unit.

- Single: 108 decibels and frequency (Hz) of 440±20, 12VDC
- Twin: 110 decibels and frequency (Hz) of 460±15; 415±15; 12VDC
- 304 Stainless steel sealed sound unit and stamped 304 stainless cover



P/N
431120-1



P/N
431120-1

DROP-IN HIDDEN HORNS WITH GRILLS

This kit includes a horn plus one chrome and one white decorative billet grill.

- V.1: 106 decibels and a frequency (Hz) of 440±20A; 12VDC
- V.2: 108 decibels and a frequency (Hz) of 370±20A; 12VDC
- V.3: 111 decibels and a frequency (Hz) of 370±20A; 12VDC
- Power coated steel and injection molded nylon



V.1
P/N 431210-1



V.2 P/N 431230-1



USB & USB-C POWER ROCKER SWITCH STYLE

Charges two devices at the same time.

- USB-C features Power Delivery (PD) for faster and more flexible charging
- The total output DC 5V/8A, split 4A per side as needed, 8-32 VDC, 60W@24V/36W@12V
- Protective dustcap extends the life of the socket
- IP65 rating, CE, RoHS compliant



P/N 426521-1

USB & USB-C POWER SOCKET

Charges two devices simultaneously with enough power to charge devices quickly and efficiently.

- The total output DC 5V/8A, split 4A per side as needed, 8-32 VDC, 60W@24V/36W@12V
- USB-C features Power Delivery (PD) for faster and more flexible charging
- Protective dustcap extends the life of the socket
- IP65 rating, CE, RoHS compliant



P/N 426516-1

DUAL USB-C POWER SOCKET

Features Power Delivery (PD) for faster and more flexible charging, accommodating modern devices.

- Charges two devices simultaneously with blue LED illumination as an easy indicator
- The total output DC 5V/8A, split 4A per side as needed, 8-32 VDC, 60W@24V/36W@12V
- Protective dustcap extends the life of the socket
- IP65 rating; CE, RoHS compliant



P/N 426522-1

BATTERY SWITCHES

Battery selector switches either switch a single battery to a single load group or isolates and/or combines two battery banks

- Heavy Duty Battery selector switch 422766 has 600A continuous and 2500A cranking amps
- Heavy Duty Battery selector switch 422768 has 350A continuous and 1500 cranking amps
- Mini Battery Switch with Removable Knob for extra security 422730-1 is rated at 300A continuous & 1000A cranking amps 422732-1 is rated 100A continuous & 150A cranking amps



P/N 422766



P/N 422768



P/N 422730-1



P/N 422732-1

XD CRANK TOP MOUNT

24 Adjustable/locking system positions featuring Tigress XD 316L stainless steel design.

- Extreme heavy duty top plate, upper arm and housings for outriggers up to 22ft length
- Adjustable upper arm with 'Run' & 'Laydown' positions stop
- Easy to use folding crank handle with integrated drive brake
- Unique invertible handle design for use on both hard and soft tops over 2" thick



P/N 88880

XD TOP MOUNT

Unique invertible Tigress handle design for use on both soft and hard tops over 2" thick.

- Extreme heavy duty 316 Stainless Steel and anodized aluminum and sealed construction with UV protection
- 24 adjustable/locking system positions (15° increments)
- 19 upper-arm angle/locking positions (10° increments)
- Ergonomic 316 SS mirror-polished lever design with inverting ability for extra hand clearance on the thickest tops.



P/N 88850

XD 3K CARBON FIBER TELESCOPING OUTRIGGERS

- 3K Carbon fiber woven finish
- Retracts to under 6'
- 316 Stainless steel polished eyelets

18' Matte Blk/Blk
18' Matte Blk/Silver
21' Matte Blk/Blk
21' Matte Blk/Silver

PAIR:

P/N 88679
P/N 88679-1
P/N 88679-3
P/N 88679-4



LARGE STAINLESS STEEL CUP INSERT

Designed to accommodate larger cups, i.e. Yeti.

- Fits 30 oz and 20 oz tumblers, hole size 4-1/8"
- Mounting ring available P/N 88586-1



P/N 88586

6" ALUMINUM BACKREST INSERT

An easy addition to the backrest, providing 2" radius flat bar receiver

- Available in polished aluminum or powder coated off-white finish
- Mill finish
- BDA bright dipped anodized
- Heavy duty design with drain hole
- Includes vinyl liner



P/N T88555

P/N T88555-1



Bottom close up

MASTERTORQ FAT SHAFT HUB (FSH)

New hub system technology for big engines with big prop shafts.

- For Mercury applications with 1.25" prop shafts
- 150-400+HP with 4.75-5.44" Gearcases running stainless steel props
- Works great with aluminum props too
- Long lasting, lifetime is extended with low cost replaceable cushioned material inserts
- Easy installation, no hub press machine needed



P/N 11602100

MASTERTORQ SOUND DAMPENING HUB (SDH)

New shift sound and vibration dampening hybrid hub system.

- For Yamaha SDS and other brands
- For 40CT-300+HP applications running stainless steel props
- Works great with aluminum props too
- Offers more lower unit protection, doesn't lock into a solid hub position
- Hybrid technology uses staggered horizontal stabilizer ribs that form micro flex points between the newly formulated rubber cushion and the marine grade brass spindle that dampens shift shock and vibration



P/N 11800100

CUSTOM WHEELS

Wheel made to your specifications with the help of our designers.

- Multiple options on materials i.e. grip, spokes, and cap
- Size and tapering choices to fit your model designs
- Logo integration and brand color matching is available
- Reasonable minimums
- Designs to meet ABYC and other standards



UC128-SVS CYLINDER

Compatible with competing helms, hoses and oil; fits almost every 2 & 4 stroke engine on the market.

- Adjustable boss style fittings for easy installation
- Replaceable end caps
- High resistance stainless steel connection bolt (ULTRABOLT)
- Bushings prevent friction with engine tilt tube
- Heavy-duty cast aluminum bullhorns
- Balance: the number of wheel turns lock-to-lock is equal port to starboard or vice-versa



P/N UC128-SVS



P/N UC128P-SVS/1



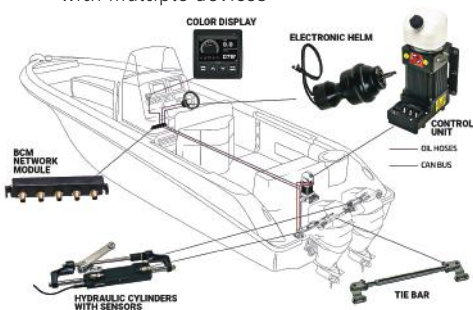
P/N UC128-SVS/2



INTEGRA EPS

The reliable way to reduce steering effort with more features, ultra quiet, better performance and greater reliability.

- This electronic steering system is available for multiple steering station applications
- Simplified configuration with no hydraulic hoses or oil under the dash
- Does not heat up, has a low amperage draw and can be fully integrated with autopilots
- Two independent NMEA 2000 connections to interface with multiple devices



SYSTEM COMPONENTS

- UIH – Tilt mount electronic helm
- X52 – Adjustable steering wheel tilt mechanism
- UID – Veratron VDO® color display
- BCM (Body Control Module) CAN bus network Module
- UIP – Electro-hydraulic power unit
- UC120E – Heavy-duty cylinder with integrated sensor
- *OR CHOOSE:* UC120P-0BF – Heavy-duty cylinder for twin, triple or quad outboard engines
- Tie bar – Please refer to INTEGRA EPS tie bars options
- KIT 0B-SVS – Hydraulic hoses with preassembled fittings
- CAN bus cables – CAN bus power cables
- OL460 – 3x hydraulic oil bottles
- Optional:
KBD3 – Purging kit: twin spiraled hose with connectors




P/N 88586

T93ZT (ZERO TORQUE) HIGH-PERFORMANCE ROTARY STEERING SYSTEM

Innovative easy steering system with Zero Torque Feedback reducing operator fatigue.

- Steering helm: T91- 42647S- or T93ZT- 42648U- zero torque single cable steering cable.
- 90° Mounting bezel in chrome, chrome plated, white or black
- Steering cable: M90 Mach (patented)
- Engine connection kits



STANDARD & RESETTABLE PUSH BUTTON SWITCHES

316 Stainless steel sleek profile switch with LED lighting available in multiple amps.

- Standard push button switch is available in 15 and 20 Amps
- Resettable push button switch is available in 5, 10, 15, and 20 Amps
- Functions include momentary, On, and Off
- Mechanical life is 500,000 cycles
- Electrical life is 40,000 cycles
- LED ring bi-color: red and blue
- IP67 Water proof



5A 10A 15A 20A
RESETTABLE



STANDARD

1.5" H COMPOSITE STUD

Designed for applications where a metal stud can not be used, it is corrosion proof and non-galvanic.

- This stud is manufactured of the same composite material as the AT-5
- Easily cut to the height needed
- For all mounting applications, use AT-8040



1.25" Base P/N CS125-1420-24

1.62" Base P/N CS62-832-24



H.B. Fuller



WELD MOUNT

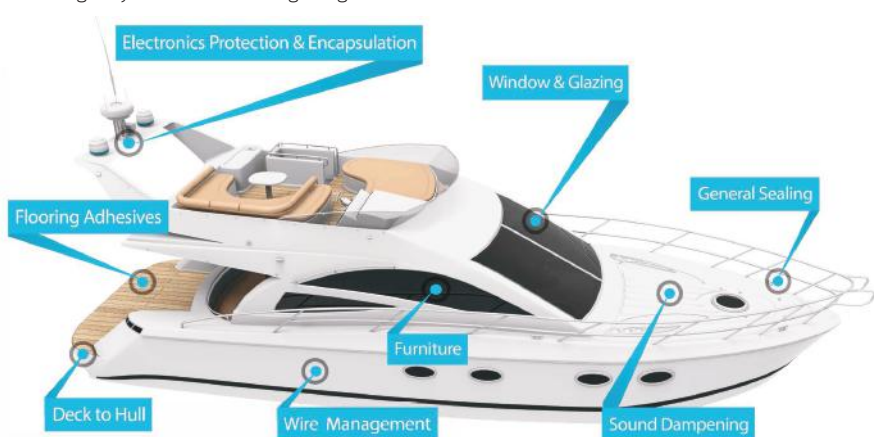
ADHESIVELY BONDED FASTENING SYSTEMS

INTRODUCING H.B FULLER MARINE LINE

Weld Mount's parent company H.B. Fuller offers a portfolio of structural adhesives to bond stringers, ribs, transoms to reduce weight and noise while lowering costs.

By using H.B. Fuller marine structural adhesives and sealants, vibrations are reduced, different elongations are balanced and shocks are absorbed. Eliminate conventional joining methods and avoid damage to thermal insulation or deformation or corrosion to components.

- **OUTSIDE BONDING AND SEALING** Our exterior applications offer reliable resistance against weathering and UV radiation
- **BONDING AND SEALING BELOW THE WATER LINE** These products provide below water line strong bonds and tight seals to ensure the integrity of the hull
- **INSIDE BONDING AND SEALING** Avoid conventional joining methods and increase rigidity while decreasing weight



WISE

GENESIS SERIES LUXURY HELM 2.0

New slim-line design available in single and multiple configurations.

- Redesigned to fit smaller spaces
- Available with bolster and flip arms.
- Heavy duty positive locking arm rests with powder coated finish
- Pinch-less high strength stainless steel bolster hinge system
- Can be customized to include your brand logo
- Many upholstery options to suit your needs



AEROX COOL-RIDE MESH HIGH BACK

This new offshore edition provides the ideal construction with sleek design.

- Vibrant white, breathable mesh fabric sitting surface.
- Patented no-pinch hinge system replaces restrictive support straps
- Aircraft grade aluminum construction with matte silver powder coated finish
- Accessorize with gear holding expansion slots
- UV treated and mold/mildew resistant
- 5" hole pattern compatible with standard marine pedestals and seat slides



P/N 3373
Brite White-784

Also available in
Carbon X -1800
Green Mesh -713

OEM PROGRAM

Next generation seating built to your specifications.

From whole boat configuration of seats, bolsters, to our existing fishing, bass boat, camo, bucket, jump/lounge, pontoon, offshore/saltwater seats - our designers are on hand to assist in the design of your next deck seating layout.

Other available items include:

- Seat Caddies
- Heavy-Duty Plank
- Arm Rests
- Bench Bases
- Pontoon Accessories
- Deck Chairs
- Ice Cage Coolers
- Marine Seat Hardware

